

Unlocking  
the potential  
of water.



# Candela P-12 for Malta



Zero emission

High-end  
Swedish  
technology


Fast  
Ferries

**Candela  
P-12**

# Purpose.

Speed up the transition  
to fossil fuel-free lakes  
and oceans.





Traditional Ferry

With up to  
**90%**  
energy savings.



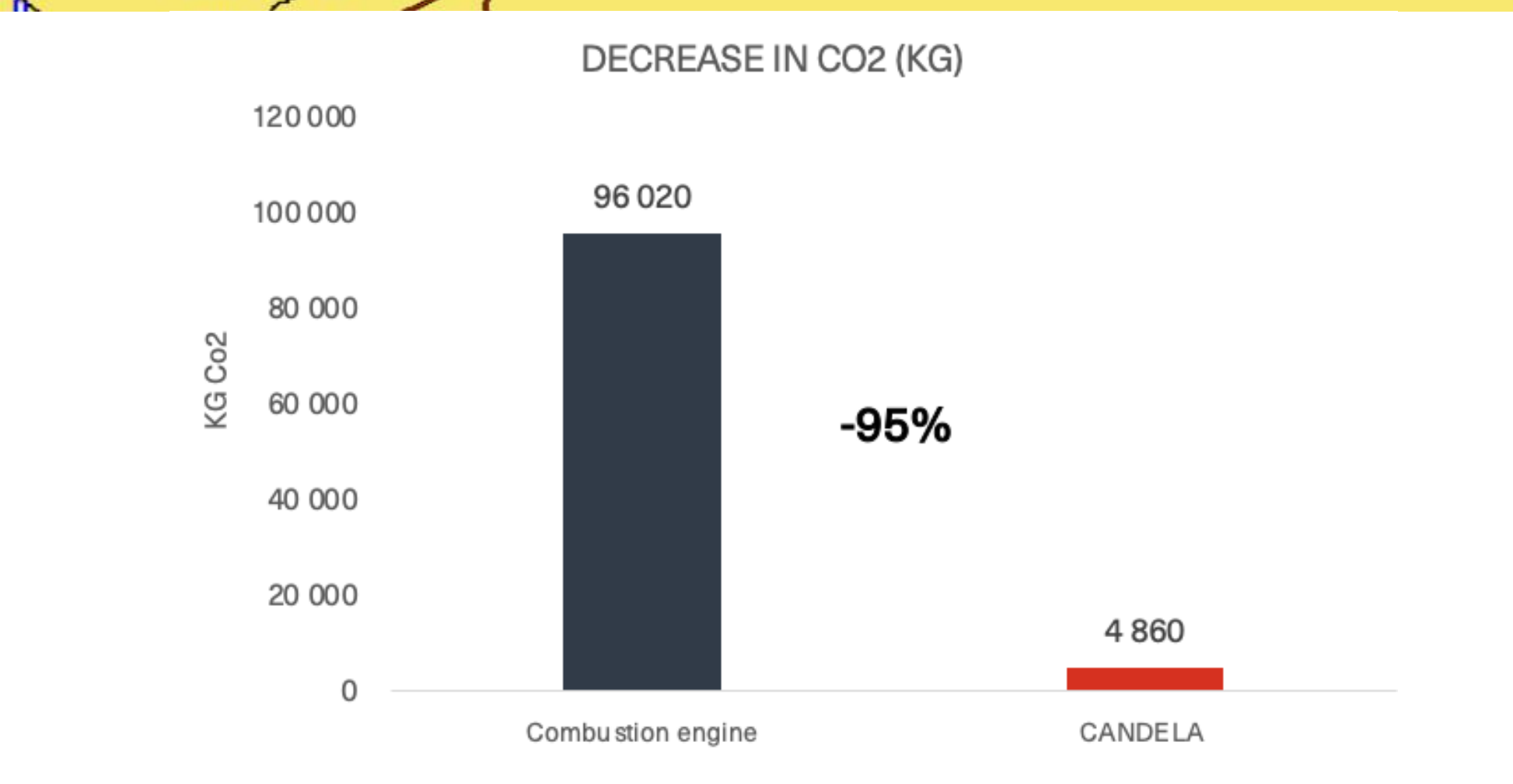
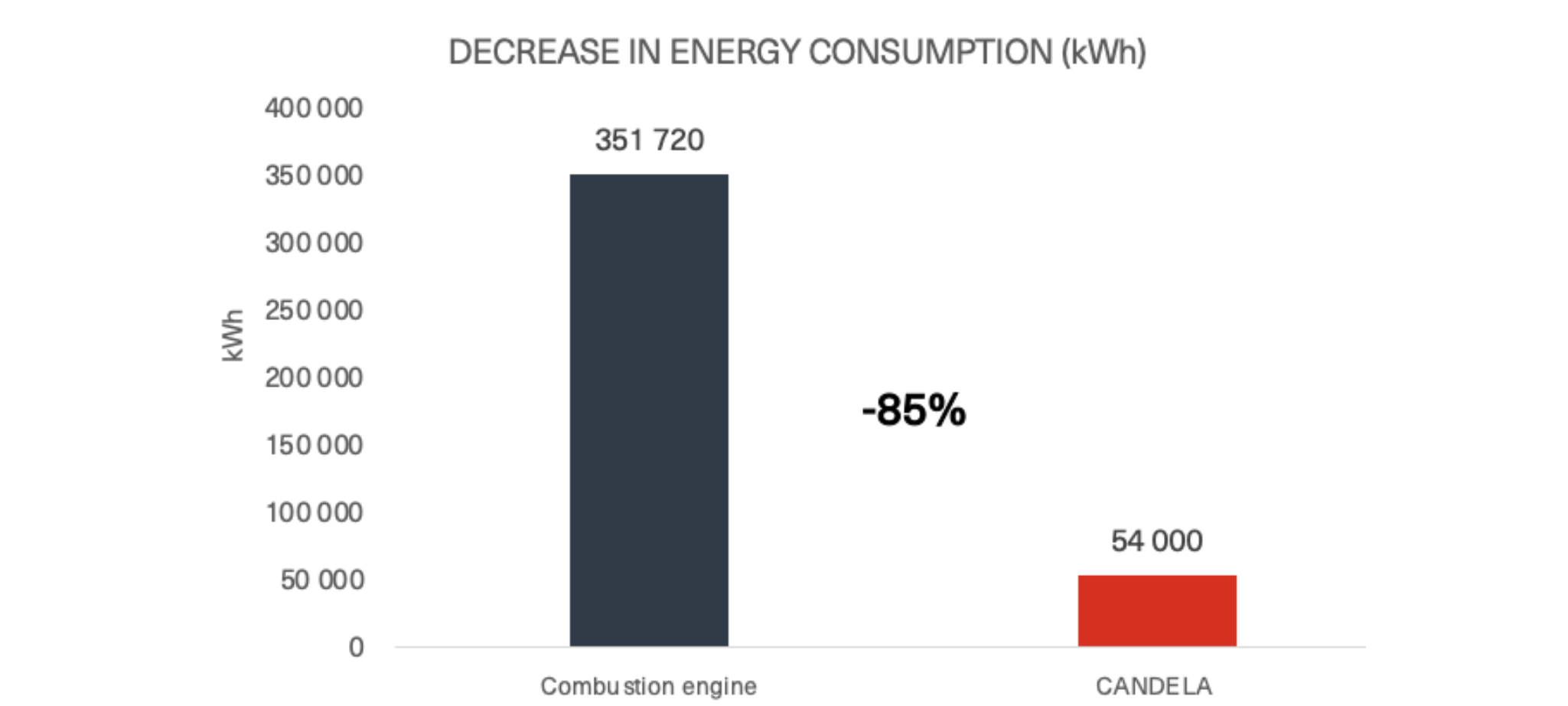
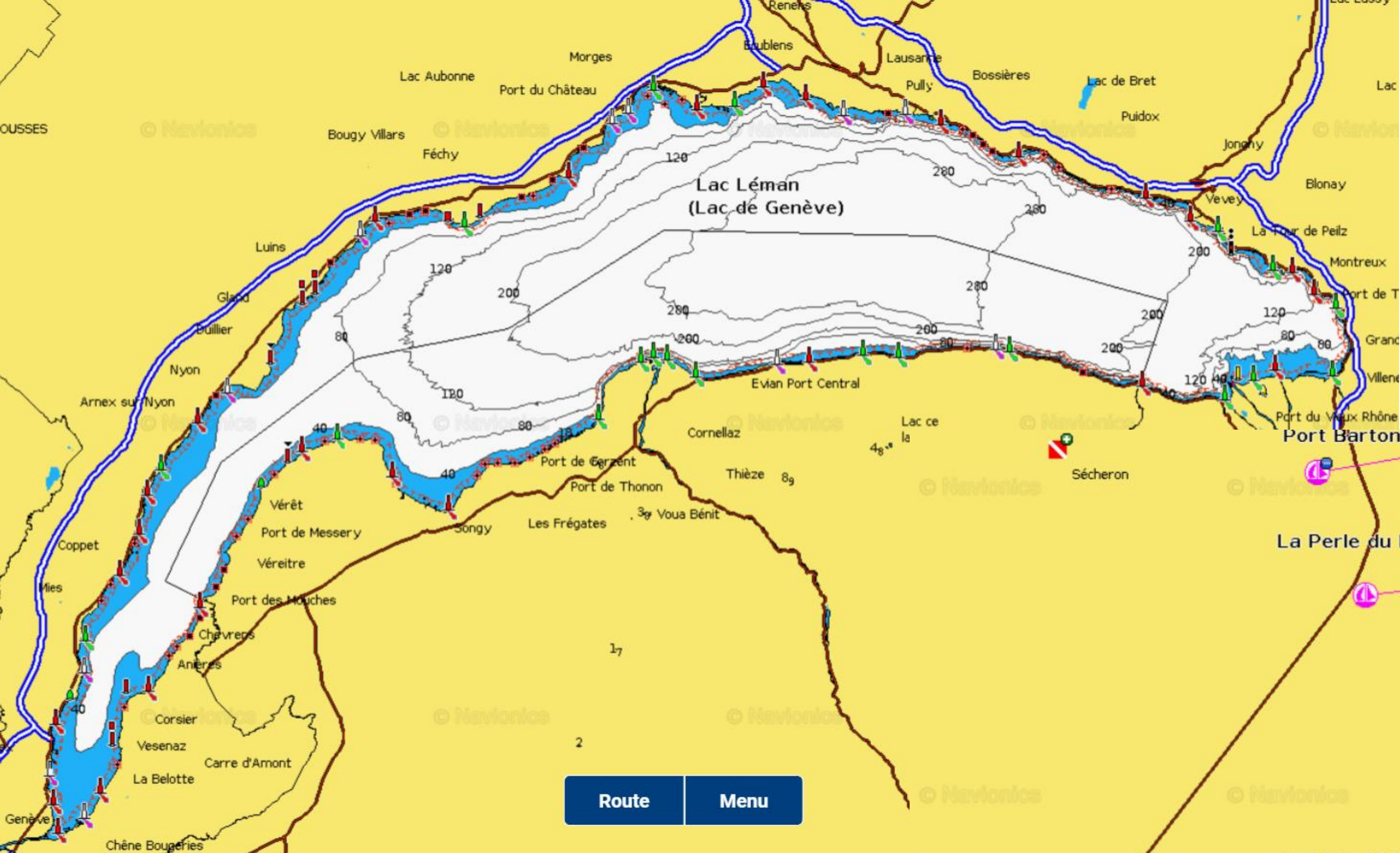
Candela P-12



CANDELA P-12

100% Electric  
Hydrofoiling Passenger Vessel  
Research & Development

MIRELLA



# Leap-frog technology. Tried and tested.



C-7 – Serial production  
32 made and sold to 10 countries



Advanced R&D and production  
Launch of the C-8  
Series B round



C-8 hit the water, 100+ boats sold  
5 x increase of production facilities



Production and commissioning of Candela  
P-12 Shuttle  
220 employees



Pro-Series launched



2024

100% electric hydrofoil crafts

Candela was founded with the mission to:

“Speed up the transition to fossil fuel-free lakes and oceans”

# The Products.



## Electric leisure boats (B2C)

First model in market	Range	Top speed	Capacity
2019	57 NM	27 kt	8 people

CANDELA



## Pro-Series for commercial customers (B2B)

First model in market	Range	Top speed	Capacity
2024	40 NM	30 kt	Up to 30 people

2024

100% electric hydrofoil crafts



Media coverage.

“A boat that completely redefines what is possible.”

—Motorboat & Yachting, August 2022

**BBC**

**CNN**

**The New York Times**

**WIRED**

**MOTORBOAT**  
EST. 1904

**Forbes**

**The Economist**

**Bloomberg**

**electrek**

**TAGESSPIEGEL**

**B.Z.**

**GOOD MORNING AMERICA**

**The Guardian**

**CORRIERE DELLA SERA**

**Hamburger Abendblatt**

**NEW ATLAS**

**BOAT**  
International

**REUTERS**

# World's cleanest lake is getting a new flying electric hydrofoil ferry

 Micah Toll | Mar 13 2024 - 10:00 am PT |  5 Comments



New Zealand's Lake Manapōuri is often described as the cleanest lake in the world due to its crystal clear water fed by melting glaciers that carved the lake, as well as yearly snow melt. Now the lake's hydro-electric power station is getting even cleaner with the adoption of the world's first flying electric hydrofoil ferry.

FORBES > LIFESTYLE > BOATS & PLANES

## What Candela's Electric Hydrofoiling Passenger Ferry Means For Sustainable Transportation

Bill Springer Senior Contributor

*Bill Springer would rather be on a superyacht. And he often is.*

Follow

  0

Mar 19, 2024, 05:36pm EDT









The all-electric-powered Candela P-12 ferry flies over the water on hydrofoils. CANDELA

I would never say “I told you so,” but...now that [Candela](#), the world's leading producer of all-electric-powered hydrofoiling boats, has just closed the largest funding round in the company's history, I might be bold enough to say...”I'm not surprised.”

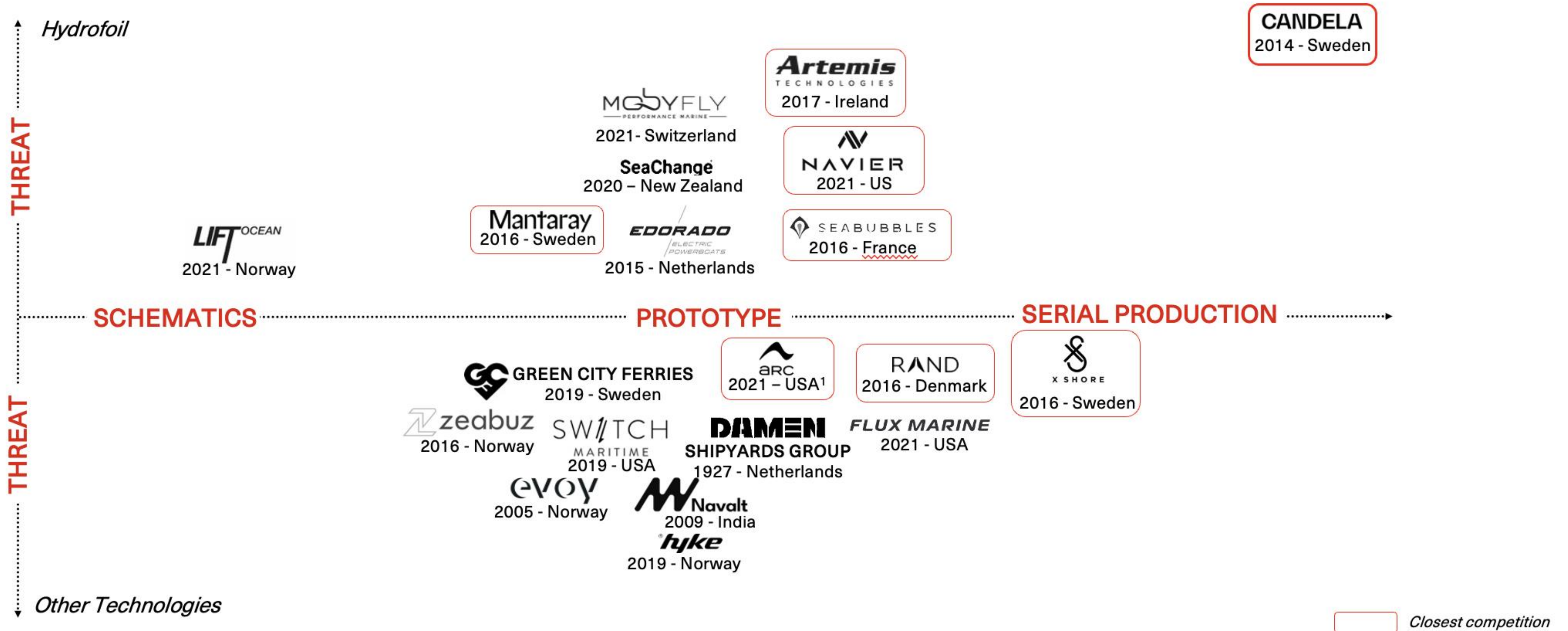
That's because I've been closely following the development of this wonderfully smart company's hydrofoiling boats since I [test flew a P-7](#) near their small and efficient shop in Stockholm in 2021. So, I'm really not surprised they just raised over \$25 million to expand production of

# Global presence.



- 📍 Candela offices
- Candela dealers

# Candela – first mover, way ahead of competitors.



# Revolutionary leaps, point by point.

ENVIRONMENT



00

Zero emissions.  
Zero air, noise water  
pollution.


95%

95% reduced wake - no  
shoreline erosion.

95%

Up to 95% reduced  
energy  
consumption.

ECONOMY



90%

Lower Energy costs


90%

Lower propulsion service  
cost

Low

Big overall savings in infrastructure  
investment costs.

EXPERIENCE



Silent

Silent flight  
over choppy waters.

Fast

25 knot cruising

Smooth

No slamming

# Life Cycle Assessment (P-12)

## Summary of Study.

Comparison between Candela P-12 and current ferries.

The study, conducted by the Royal Institute of Technology in Stockholm, set out to determine the difference in impact of the ferries trafficking the Ekerö commuter line, operated by the City of Stockholm, and the replacement P-12 Shuttle.

The LCA takes into consideration the full impact of all materials and processes to create, use and dispose of the vessel at the end of its life cycle.

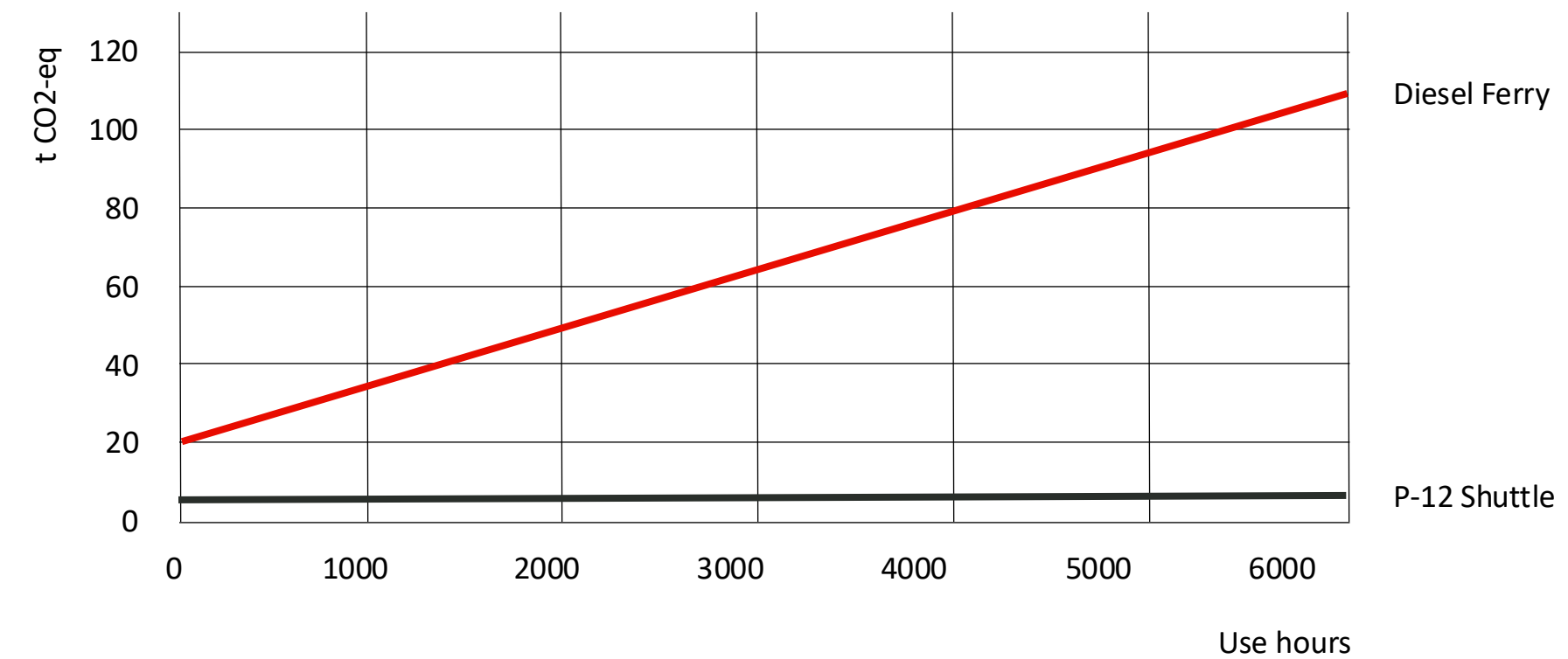
# 97.5%



Summary: The study concluded that over a service life of 30 years, the carbon footprint from the electric hydrofoil craft is 97.5% lower than that of the diesel vessels used to date.

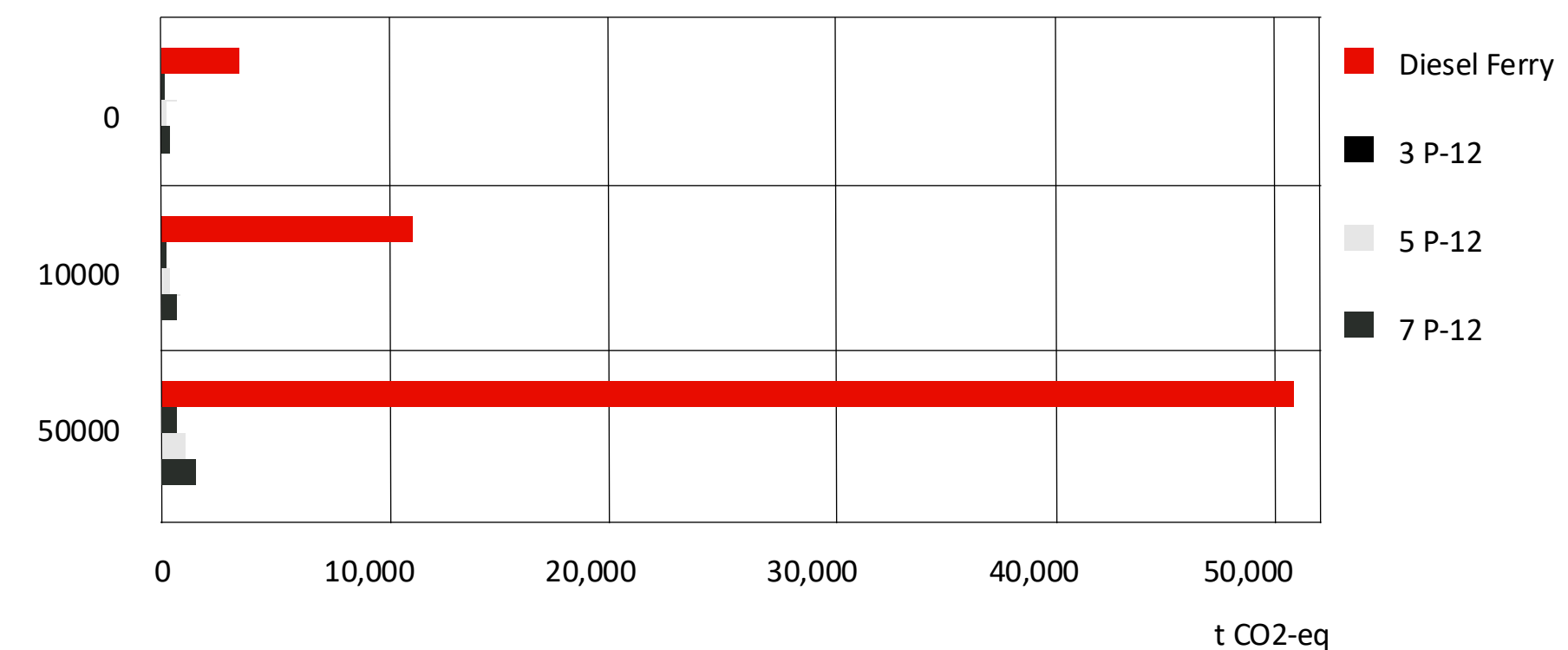
Full Study click [here](#).

Impact per occupied seat GWP (Global Warming Potential)



“After 4000 hours driven, the impact per occupied seat has increased by almost 60 tons CO2-equivalents for the current ferries, whereas the P-12 increased its emissions by merely 1 ton. “

Total Fleet Impact GWP (Global Warming Potential)



After 10 000 hours driven, the fleet impact from the current ferries is 40 times higher compared to three P-12 s, and 17 times higher than if seven P-12 s were to be used.

### P-12 Shuttle (30 pax)



Versatile passenger shuttle for urban communities, new developments, holiday resorts or archipelago commuters. Toilet option available.

### P-12 Business (20 pax)



Exclusive business cruiser for airport transfers, off-site meetings, conferences etc. Optional exclusive features are available to fit your needs.

### P-12 Voyager (12 pax)




Premium private passenger vessel for island resorts/hotels or VIP transfers, board meetings etc. Optional exclusive features are available to fit your needs.

### P-12 CTV (12-30 pax)



Crew Transfer Vessel for fast, safe and smooth transfer of crew, small cargo and other passengers and necessities.

### P-12 Cargo (3.5 tons)



P-12 cargo can carry up to 3.000 kgs at 27 knots for fast and sustainable transport of goods in air conditioned environment if required.

# P-12 Shuttle.

## Specifications.

Length (m)	12
Beam (m)	4.5
Height (m)	4.3
Draft- Shallow mode (m)	1
Draft- when foiling (m)	1.2
Draft- wings down not foiling (m)	2.7
Max number of passengers	30
Max speed (knots)	27
Service speed (knots)	25
Take-off speed (knots)	20
Battery capacity (kWh)	252
DC charging (kW)	175kW
Range at service speed (Nm)	40 nm
Max payload (kg)	3,000
Certification	Type Approval DNV Craft
Significant wave height (foiling)	Hs 1 M
Significant wave height (displacement)	Hs 2 M
Wind	Beaufort 6



**P-12**

P-12 Shuttle  
100% electric  
Hydrofoil craft

**30**<sub>pax</sub>

30 passengers  
seated  
comfortably

**40**<sub>nm</sub>

Up to 40  
nautical miles  
range.

**25**<sub>kn</sub>

High service speed  
vessels with no  
wake.



P-12 Shuttle (30 pax).



# P-12 Business.

## Specifications.

Length (m)	12
Beam (m)	4.5
Height (m)	4.3
Draft- Shallow mode (m)	1
Draft- when foiling (m)	1.2
Draft- wings down not foiling (m)	2.7
Max number of passengers	30
Max speed (knots)	27
Service speed (knots)	25
Take-off speed (knots)	20
Battery capacity (kWh)	252
AC charging	400Vx3x16A
DC charging (kW)	175kW
Range at service speed (Nm)	40 nm
Max payload (kg)	2,000
Certification	Type Approval DNV Craft
Significant wave height (foiling)	Hs 1 M
Significant wave height (displacement)	Hs 2 M
Wind	Beaufort 6



**P-12**

P-12 Business  
100% electric  
Hydrofoil craft

**20**<sub>pax</sub>

20 passengers  
seated  
comfortably

**40**<sub>nm</sub>

Up to 40  
nautical miles  
range.

**25**<sub>kn</sub>

High service speed  
vessels with no  
wake.

P-12 Business (20 pax).



# P-12 Voyager.

## Specifications.

Length (m)	12
Beam (m)	4.5
Height (m)	4.3
Draft- Shallow mode (m)	1
Draft- when foiling (m)	1.2
Draft- wings down not foiling (m)	2.7
Max number of passengers	30
Max speed (knots)	27
Service speed (knots)	25
Take-off speed (knots)	20
Battery capacity (kWh)	252
AC charging	400Vx3x16A
DC charging (kW)	175kW
Range at service speed (Nm)	40 nm
Max payload (kg)	1,200
Certification	Type Approval DNV Craft
Significant wave height (foiling)	Hs 1 M
Significant wave height (displacement)	Hs 2 M
Wind	Beaufort 6



**P-12**

P-12 Voyager  
100% electric  
Hydrofoil craft

**12**<sub>pax</sub>

12 passengers  
seated  
comfortably

**40**<sub>nm</sub>

Up to 40  
nautical miles  
range.

**25**<sub>kn</sub>

High service speed  
vessels with no  
wake.

P-12 Voyager (12 pax).



Smart

Water

Mobility by CANDELA

---

Fleet Systems

# Earth's greatest infrastructure.

Water is flexible and it's maintenance-free.

Today's water mobility is neither cost-efficient nor environmentally sound.

It's over-polluted and under-utilised.

We have the opportunity to unlock water's **full potential.**





# Think fleet, not vessel. Candela Fleet Systems.

## Traditional Operations.

Few large vessels. 100-200pax.

---

Slow  
Inefficient - Expensive  
Often overcapacity  
Large investments to scale  
Inflexible  
Huge emissions

## Candela Fleets.

Multiple, fast and nimble. 30pax.

---

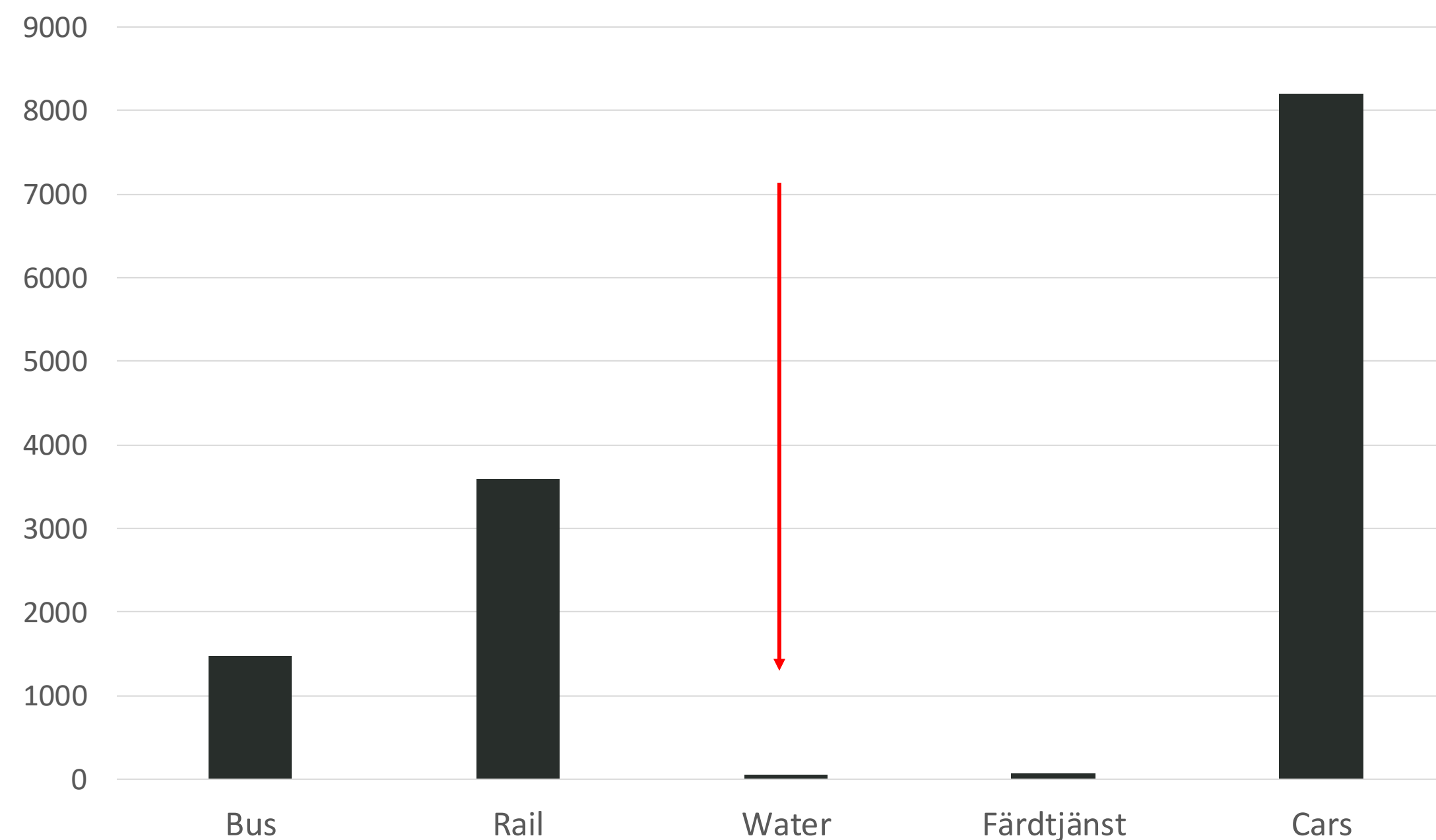
Same # of passengers transported  
Increased speed  
More frequent departures  
Flexibility to shift capacity  
Increased utilization  
Significantly reduced OPEX  
Zero Emission

---

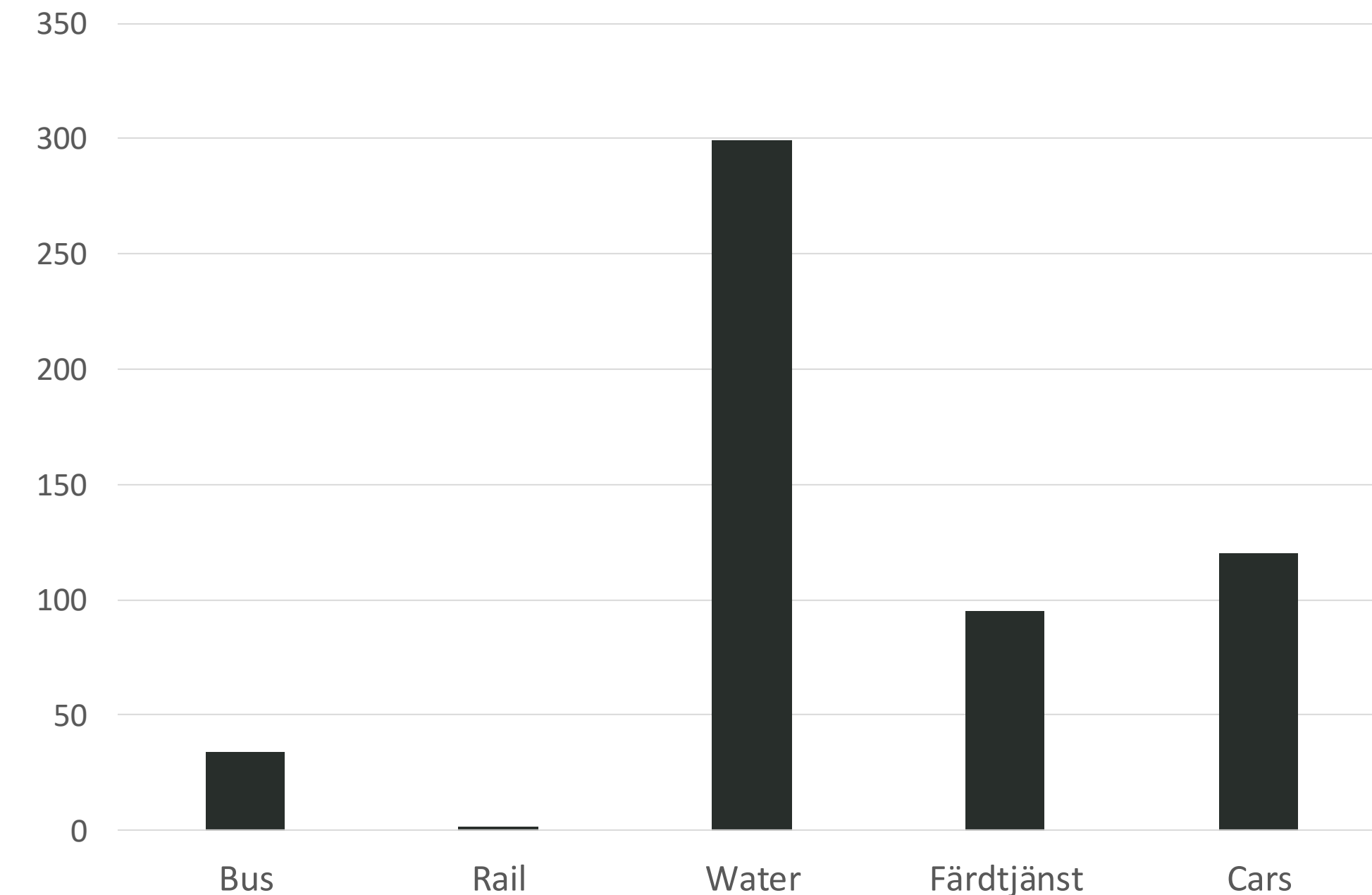


# Total CO<sub>2</sub> emissions vs emissions per passenger /kilometer.

Total emissions (million t CO<sub>2</sub>e)



Emissions g/pkm

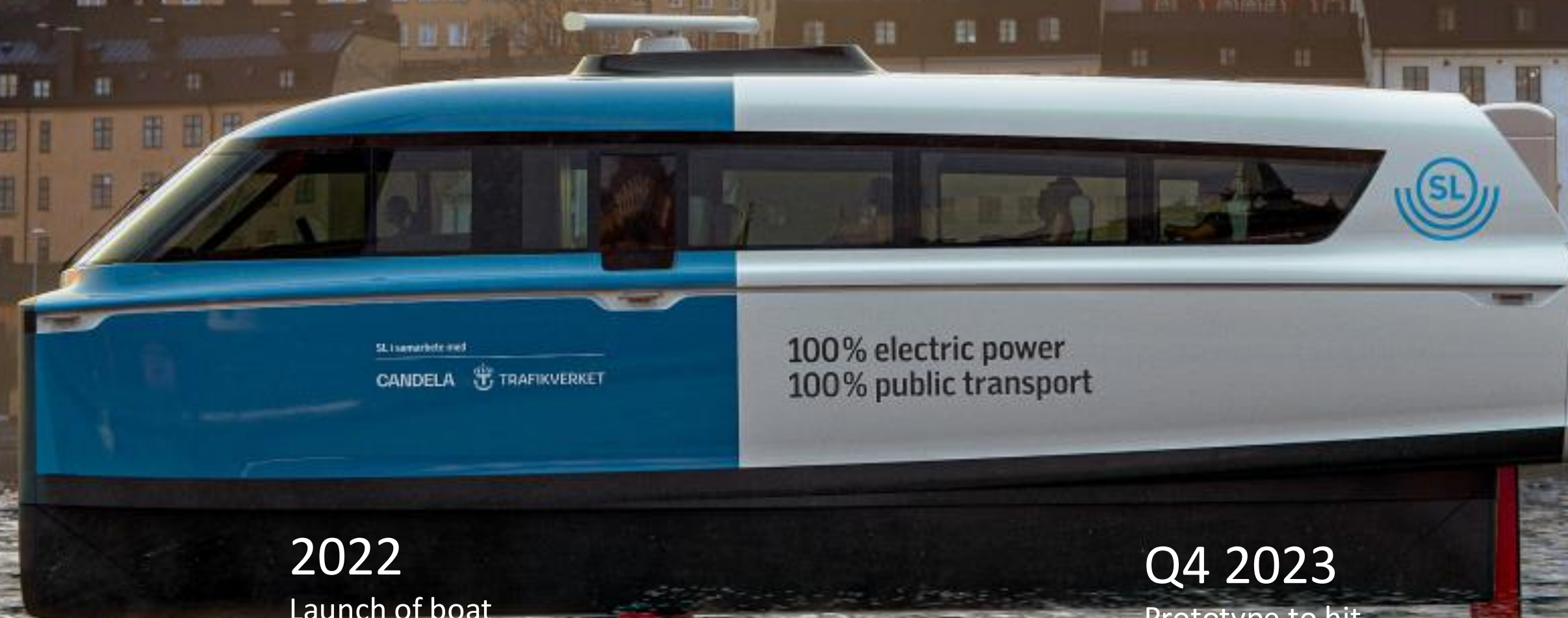


Source: Region Stockholm, Sustainability Report 2023

# The Stockholm project.

Proving the case.

In cooperation with:



2021  
Project start

2022  
Launch of boat

Q4 2023  
Prototype to hit  
water

Q4 2024  
In traffic

Extensive testing by Candela



# THE STOCKHOLM CASE.

3 x Candela P-12 Shuttle = 2 x Current vessels (200 pax ea)

Passenger capacity increase

**+15%**

Operating costs decreased with

**-60%**

Energy consumption down by

**-95%**

Travel time reduced with

**-50%**

Zero-emission

**0**

**( + More frequent departures with reduced waiting time. )**



CANDELA

# Immediate benefits

## With massive scalability.

### Scalability case

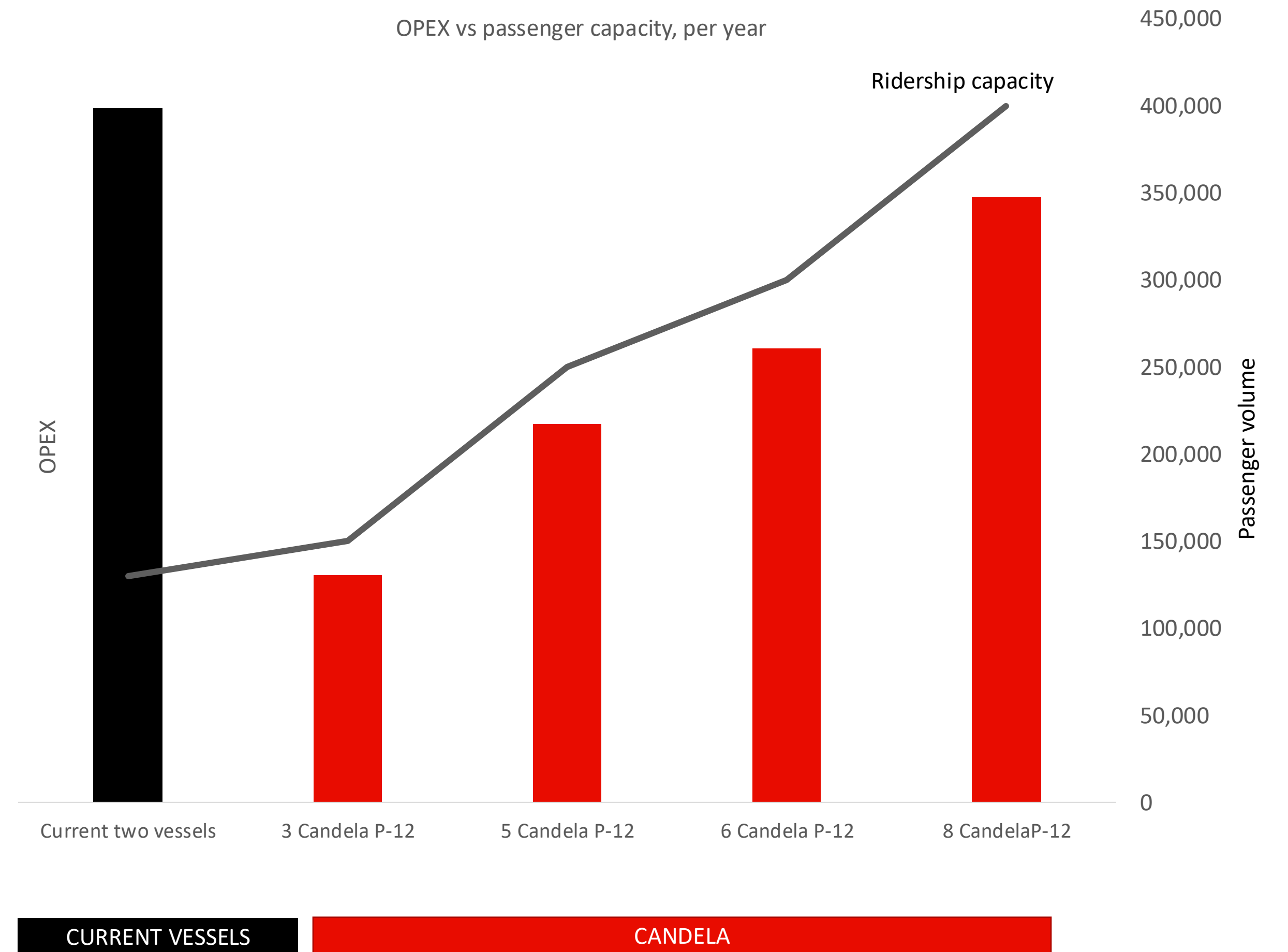
#### Existing vs Candela P-12 Shuttle

##### 3 x Candela P-12 vessels:

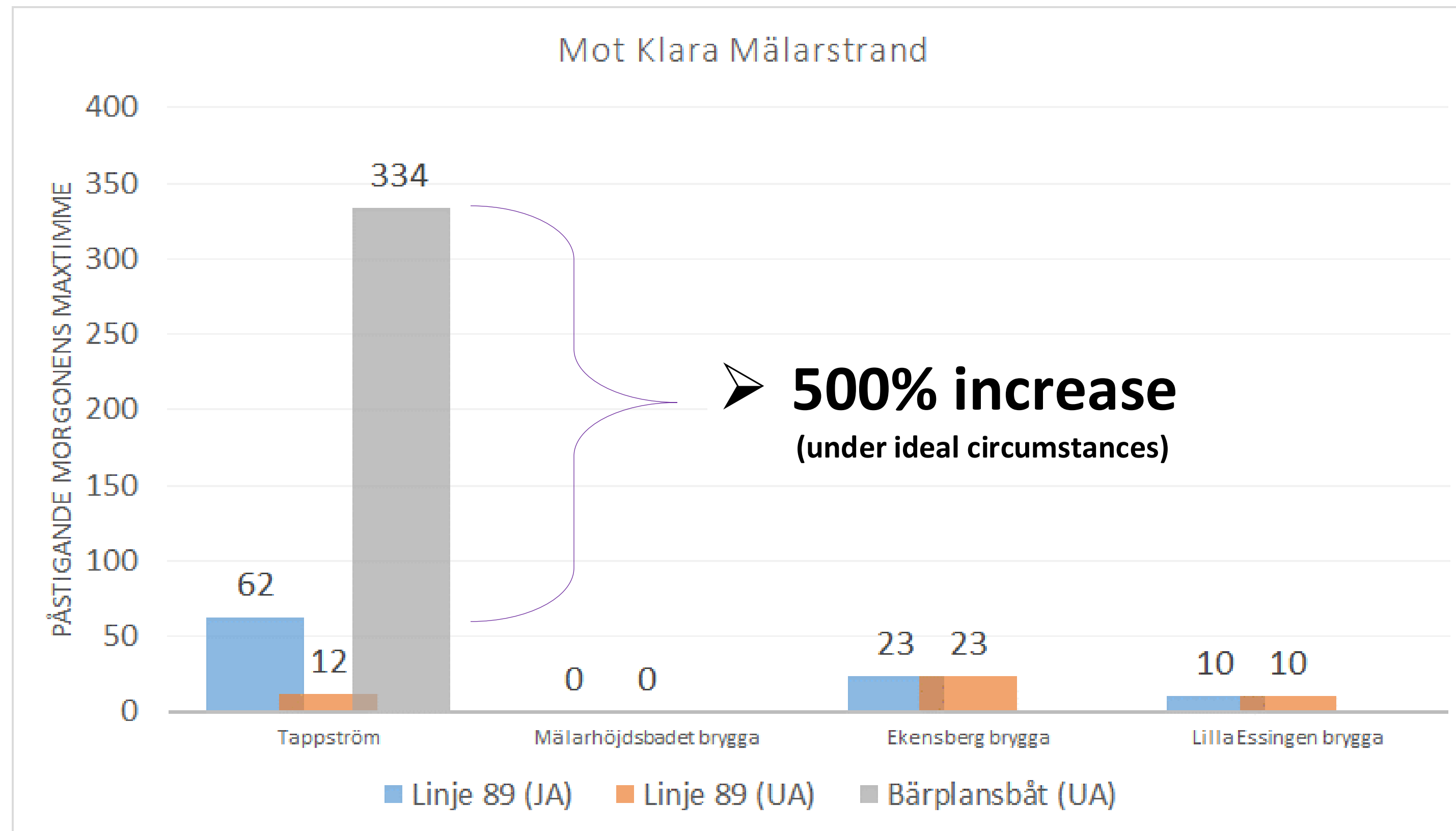
Passenger increase:		+15%
Investment cost:	-50%	
Operational cost:		-60%

##### 8 x Candela P-12 vessels:

Passenger increase:	+ 35%	+ 210%
Investment cost:		
Operational cost:		+ -0%



# Scenario analysis of potential service demand on Route 89.




Source: Region Stockholm

# 8 Boats – suggested time table, including charging stops, operating hours between 05:00 and 24:00

City Center

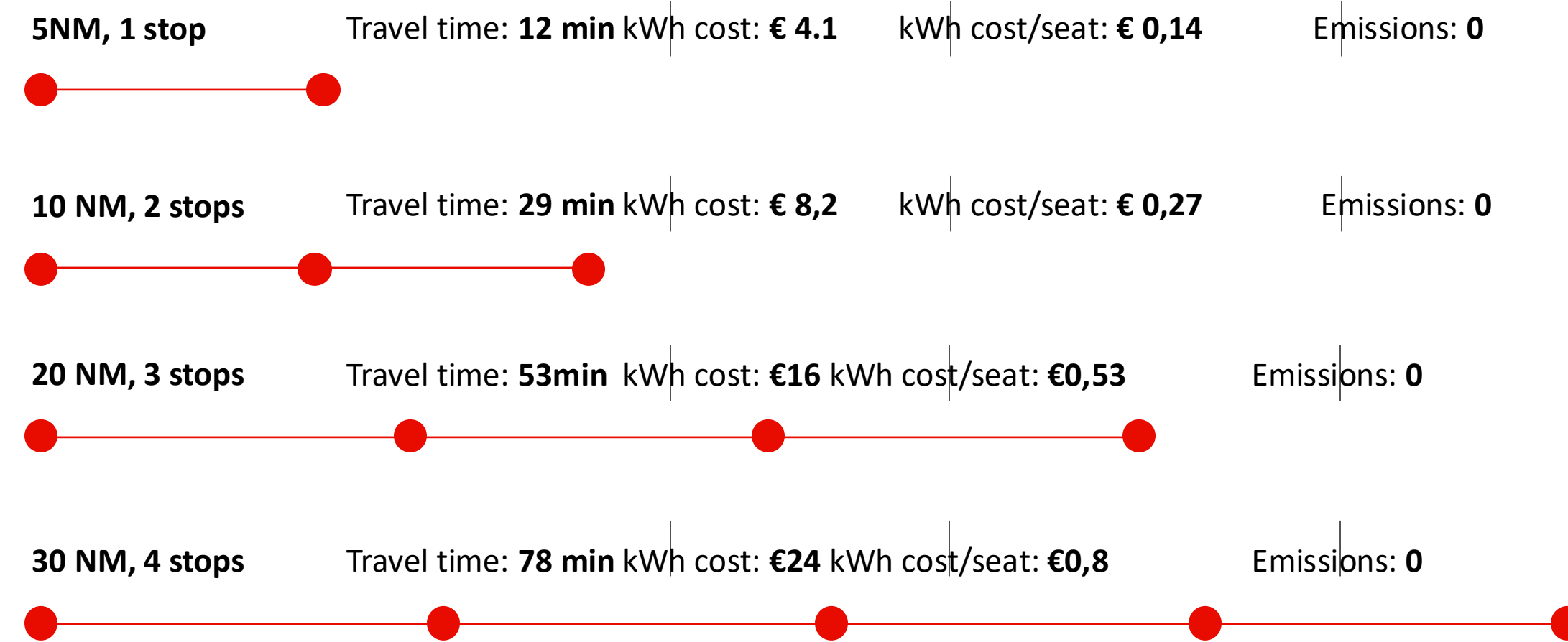
Suburb



05:00	11:20	17:21	05:11	11:31	17:32	05:17	11:37	17:38	05:20	11:40	17:41
05:08	11:25	17:30	05:19	11:36	17:41	05:25	11:42	17:47	05:28	11:45	17:50
05:16	11:28	18:00	05:27	11:39	18:11	05:33	11:45	18:17	05:36	11:48	18:20
05:20	11:36	18:08	05:31	11:47	18:19	05:37	11:53	18:25	05:40	11:56	18:28
05:25	11:45	18:16	05:36	11:56	18:27	05:42	12:02	18:33	05:45	12:05	18:36
05:28	12:00	18:20	05:39	12:11	18:31	05:45	12:17	18:37	05:48	12:20	18:40
05:36	12:08	18:25	05:47	12:19	18:36	05:53	12:25	18:42	05:56	12:28	18:45
05:45	12:16	18:28	05:56	12:27	18:39	06:02	12:33	18:45	06:05	12:36	18:48
06:15	12:20	18:36	06:26	12:31	18:47	06:32	12:37	18:53	06:35	12:40	18:56
06:23	12:25	18:45	06:34	12:36	18:56	06:40	12:42	19:02	06:43	12:45	19:05
06:31	12:28	19:00	06:42	12:39	19:11	06:48	12:45	19:17	06:51	12:48	19:20
06:35	12:36	19:08	06:46	12:47	19:19	06:52	12:53	19:25	06:55	12:56	19:28
06:40	12:45	19:16	06:51	12:56	19:27	06:57	13:02	19:33	07:00	13:05	19:36
06:43	13:00	19:20	06:54	13:11	19:31	07:00	13:17	19:37	07:03	13:20	19:40
06:51	13:08	19:25	07:02	13:19	19:36	07:08	13:25	19:42	07:11	13:28	19:45
07:00	13:16	19:28	07:11	13:27	19:39	07:17	13:33	19:45	07:20	13:36	19:48
07:15	13:20	19:36	07:26	13:31	19:47	07:32	13:37	19:53	07:35	13:40	19:56
07:23	13:25	19:45	07:34	13:36	19:56	07:40	13:42	20:02	07:43	13:45	20:05
07:31	13:28	20:15	07:42	13:39	20:26	07:48	13:45	20:32	07:51	13:48	20:35
07:35	13:36	20:23	07:46	13:47	20:34	07:52	13:53	20:40	07:55	13:56	20:43
07:40	13:45	20:31	07:51	13:56	20:42	07:57	14:02	20:48	08:00	14:05	20:51
07:43	14:30	20:35	07:54	14:41	20:46	08:00	14:47	20:52	08:03	14:50	20:55
07:51	14:38	20:40	08:02	14:49	20:51	08:08	14:55	20:57	08:11	14:58	21:00
08:00	14:46	20:43	08:11	14:57	20:54	08:17	15:03	21:00	08:20	15:06	21:03
08:15	14:50	20:51	08:26	15:01	21:02	08:32	15:07	21:08	08:35	15:10	21:11
08:23	14:55	21:00	08:34	15:06	21:11	08:40	15:12	21:17	08:43	15:15	21:20
08:31	14:58	21:30	08:42	15:09	21:41	08:48	15:15	21:47	08:51	15:18	21:50
08:35	15:06	21:38	08:46	15:17	21:49	08:52	15:23	21:55	08:55	15:26	21:58
08:40	15:15	21:46	08:51	15:26	21:57	08:57	15:32	22:03	09:00	15:35	22:06
08:43	15:45	21:50	08:54	15:56	22:01	09:00	16:02	22:07	09:03	16:05	22:10
08:51	15:53	21:55	09:02	16:04	22:06	09:08	16:10	22:12	09:11	16:13	22:15
09:00	16:01	21:58	09:11	16:12	22:09	09:17	16:18	22:15	09:20	16:21	22:18
09:30	16:05	22:06	09:41	16:16	22:17	09:47	16:22	22:23	09:50	16:25	22:26
09:38	16:10	22:15	09:49	16:21	22:26	09:55	16:27	22:32	09:58	16:30	22:35
09:46	16:13	22:45	09:57	16:24	22:56	10:03	16:30	23:02	10:06	16:33	23:05
09:50	16:21	22:53	09:57	16:24	22:56	10:07	16:38	23:10	10:10	16:41	23:13
09:55	16:30	23:01	10:01	16:32	23:04	10:12	16:47	23:18	10:15	16:50	23:21
09:58	16:45	23:05	10:06	16:41	23:12	10:15	17:02	23:22	10:18	17:05	23:25
10:06	16:53	23:10	10:09	16:56	23:16	10:23	17:10	23:27	10:26	17:13	23:30
10:15	17:01	23:13	10:17	17:04	23:21	10:32	17:18	23:30	10:35	17:21	23:33
11:00	17:05	23:21	10:26	17:12	23:24	11:17	17:22	23:38	11:20	17:25	23:41
11:08	17:10	23:30	11:11	17:16	23:32	11:25	17:27	23:47	11:28	17:30	23:50
11:16	17:13		11:19	17:21	23:41	11:33	17:30		11:36	17:33	
			11:27	17:24							


# Economy.

Fast and sustainable at a minimal cost.  
Example route calculations



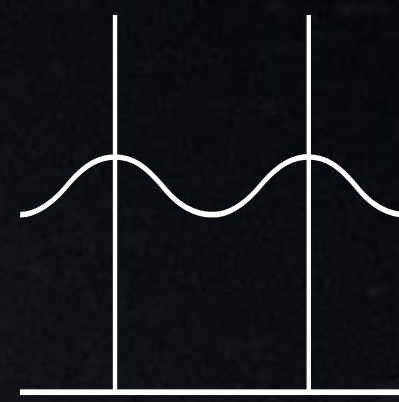
kWh = €0,1. Travel time includes 2 min turnaround per stop





Electric Pod Motor

Candela Technology



Hydrofoil Technology

Smart Water Mobility



Flight Control System

[candela.com](http://candela.com)



# Core Tech Trinity



## Hydrofoil Technology (Candela C-FOIL)

Hydrofoils remove 80% of the drag compared to a planing boat. This is the most important principle in our design.

The C-FOIL System fitted in Candela hydrofoil craft is made entirely from carbon composites and uses design principles from the aviation industry.

Just like an airplane wing, it creates an upward lift, enabling the craft to take off.




## Electric Pod Motor (Candela C-POD)

The Candela C-POD is the most efficient and long-lasting boat motor ever made. Two ultra-compact magnet motors, fully submerged, provide enough thrust to make our boats fly at a speed of 30 knots, in absolute silence.

Electric direct-drive means no noise from gears, no oil changes and little maintenance.

The patent-pending Candela C-POD will last a lifetime, with little service needs.



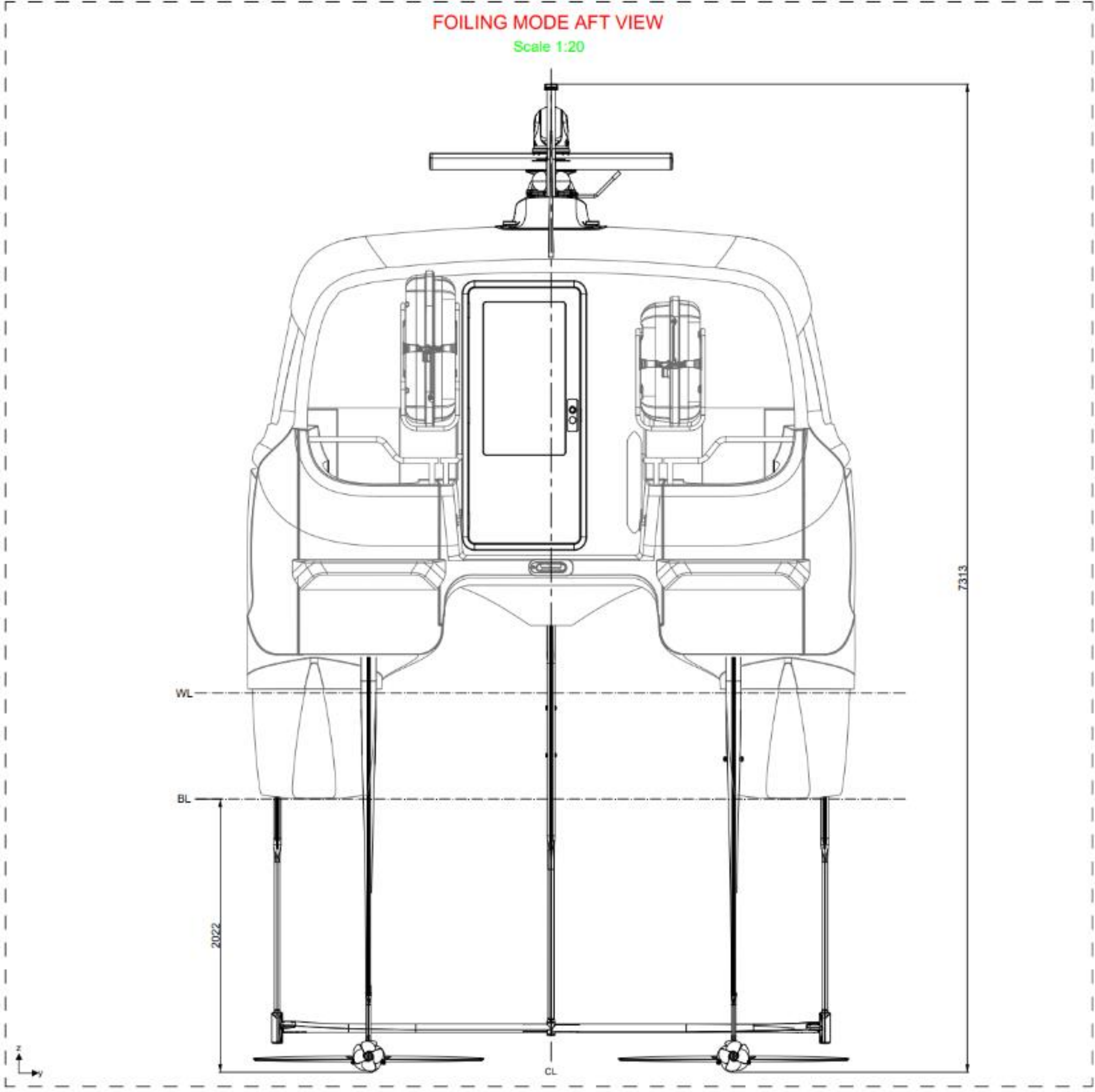
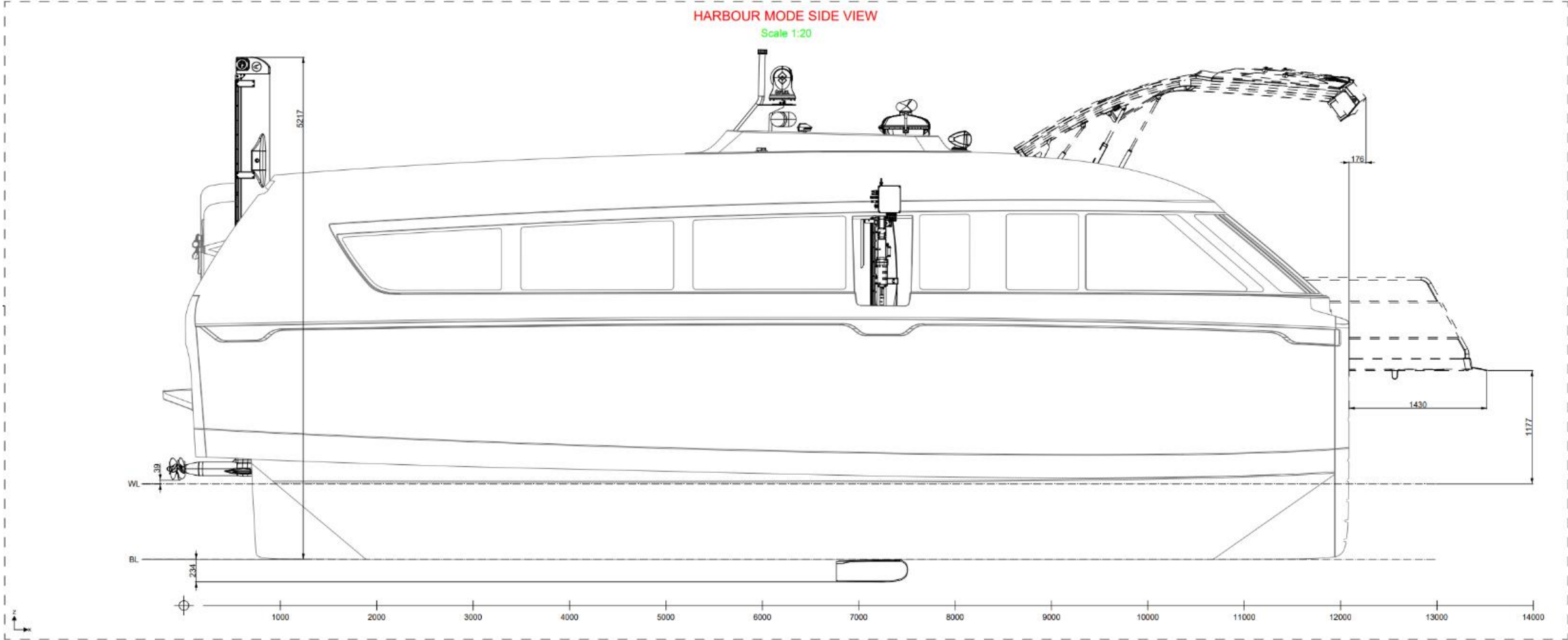
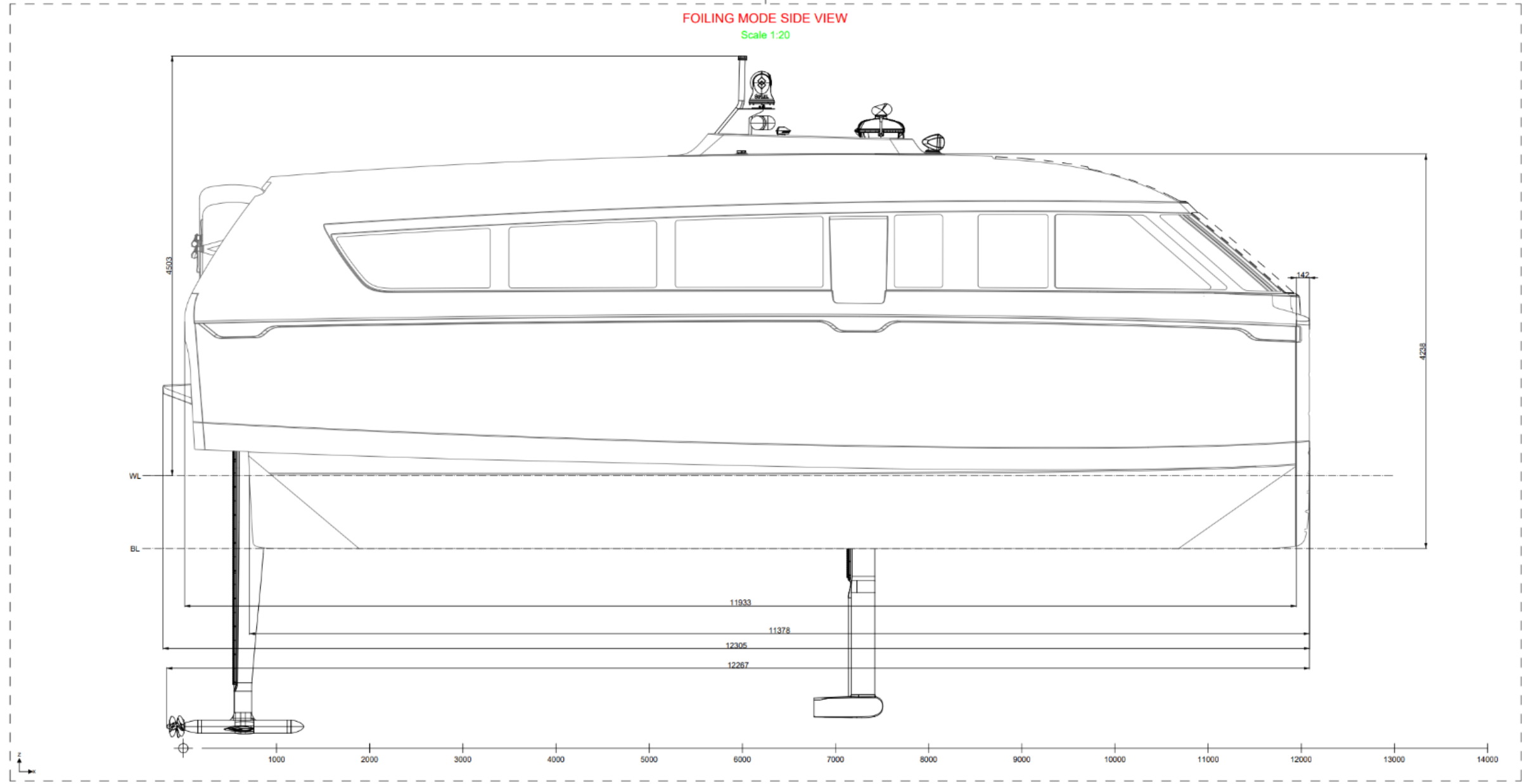
## Flight Control System (Candela C-FLHT)

A flying boat with submerged foils needs active stabilization. It's the component that brings it all together and makes the craft easy and safe to manoeuvre.

Our industry-leading software and electronics employ a variety of sensors around the craft to estimate the position, velocity, and acceleration of the boat. Using that data to design a smooth and pleasant experience, even in rough seas or sharp turns.

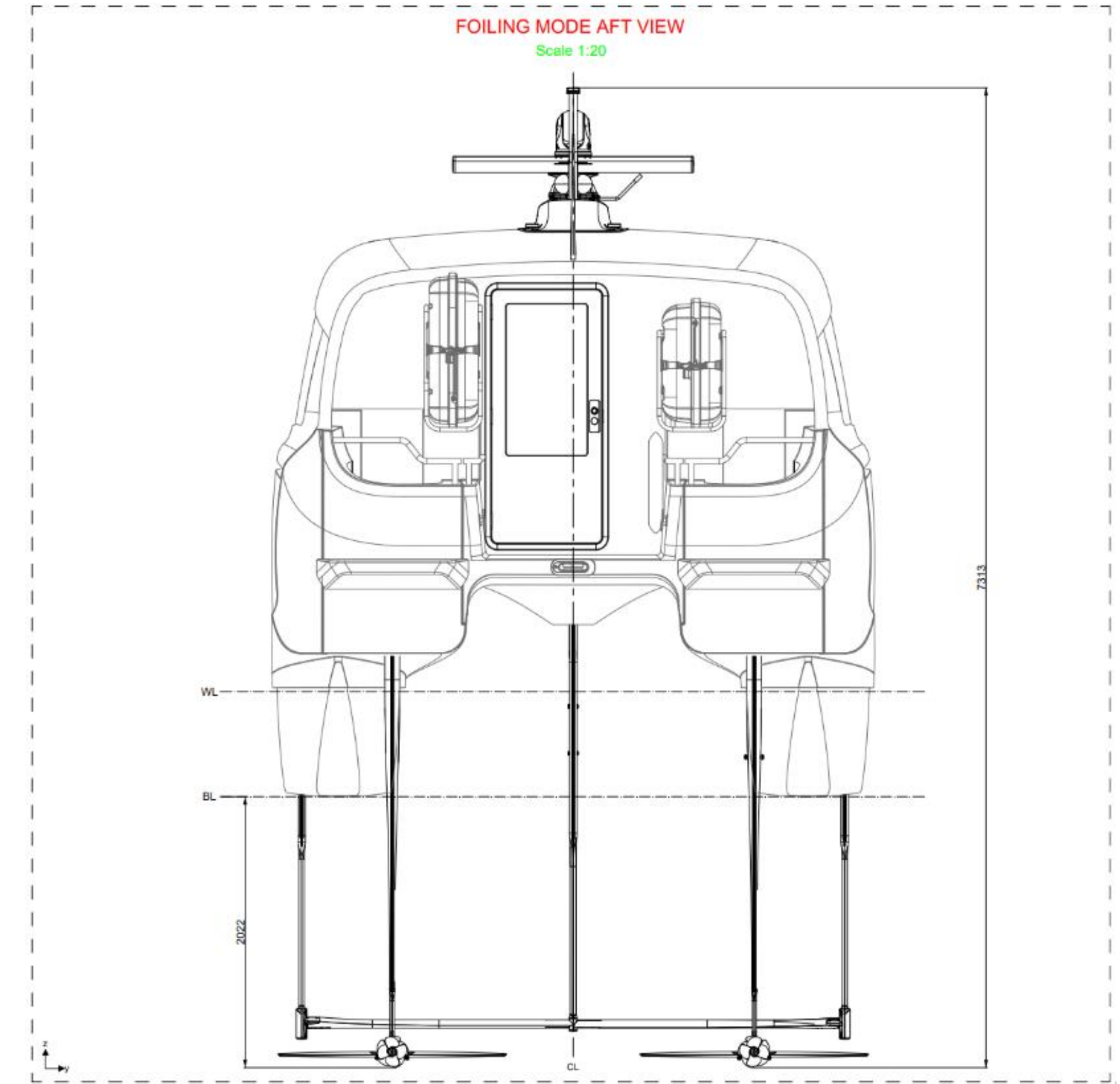
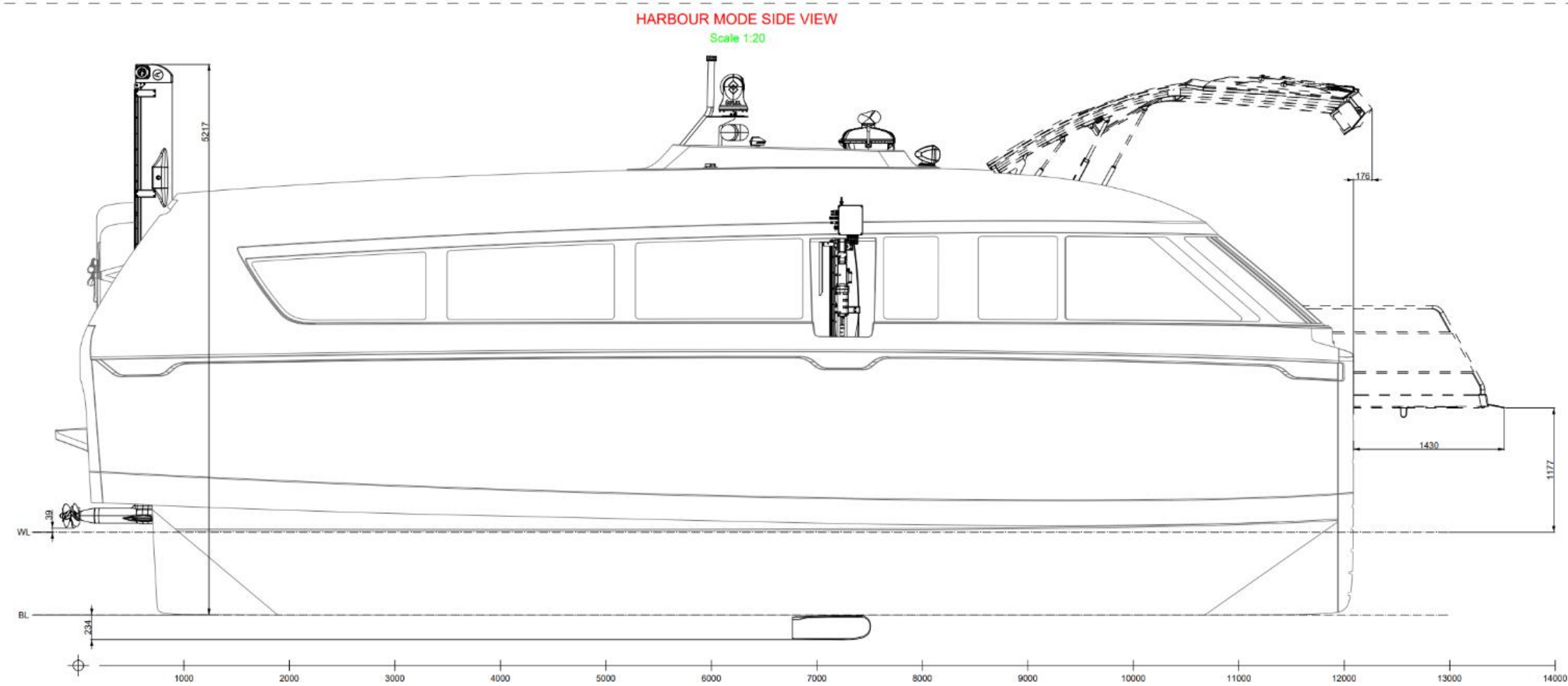


# Key exterior dimensions



# Draft dimensions

Air draft from waterline (displacement)	4.5 m
Air draft from waterline (when foiling)	5.8 m
Draft in shallow mode	1.2 m
Draft with foils extended - Displacement	2.7 m
Draft with foils extended - Foiling	1.5 m



# Compliance.

Certified against the highest standards.

The Candela P-12 Shuttle will have a Type approval- DNV Craft with passenger and battery notation. Rigorous attention has been taken to ensure compliance with regulatory frameworks and to guarantee passenger safety.

Operation:

Max significant wave height.

When foiling: Hs = 1M

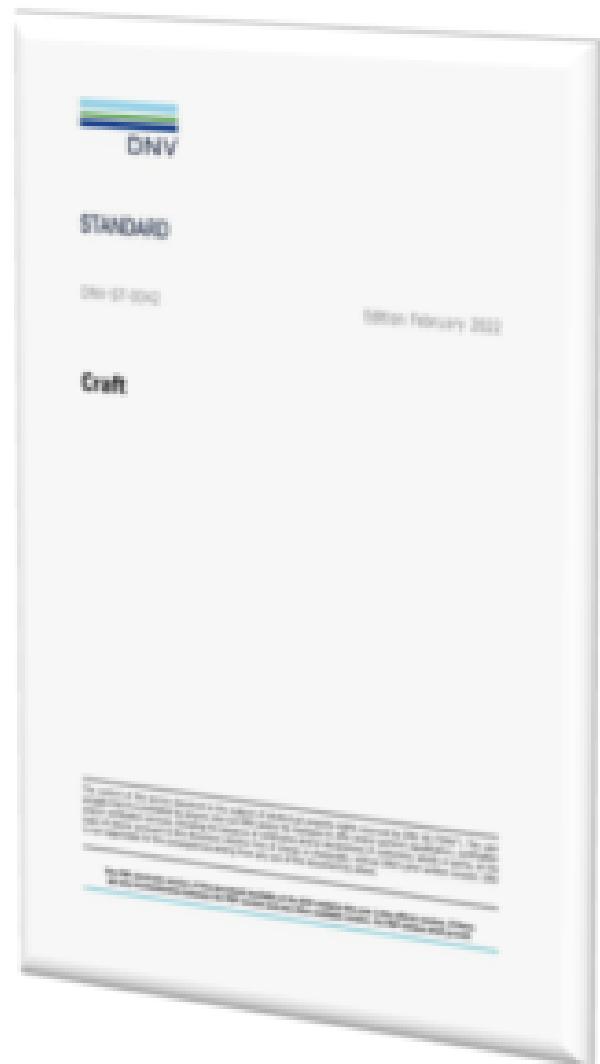
Non-foiling: Hs = 2M

Max wind: Beaufort 6



## DNV Classification

performs certification according to standard for commercial vessels  
DNV-ST-0342



Sets requirements to:

- Section 1 General regulations – certification procedures**
- Section 2 Materials and manufacturing**
- Section 3 Structure and equipment**
- Section 4 System and components**
- Section 5 Safety requirements**

## DNV Advisory

performs Technology Qualification of foil system according to DNV-RP-A203




Procedure:

- 1. Qualification Basis**
- 2. Technology Assessment**
- 3. Threat assessments (FMECA & HAZID/HAZOP)**
- 4. Qualification Plan**
- 5. Execution of qualification plan**
- 6. Performance assessment**

Outcome:

**Type approval certificate** for vessel design

**Boat certificate** for individual boats



Outcome:

**Statement technology qualified**

Gives evidence that the technology meets the specified requirements for the intended use

# Boarding System



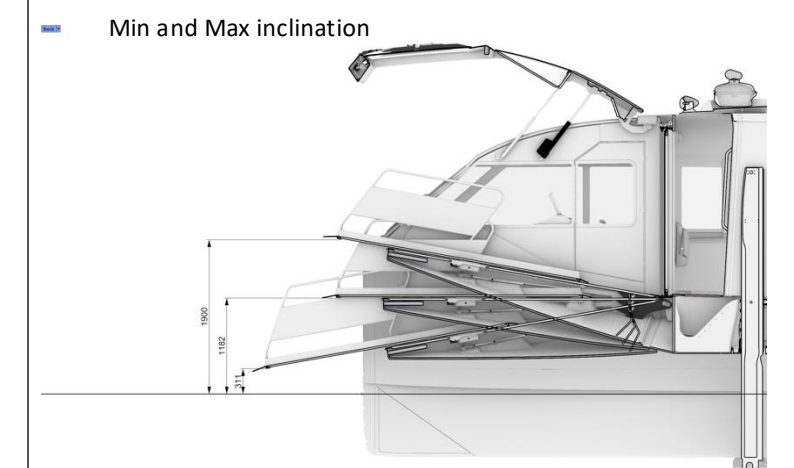
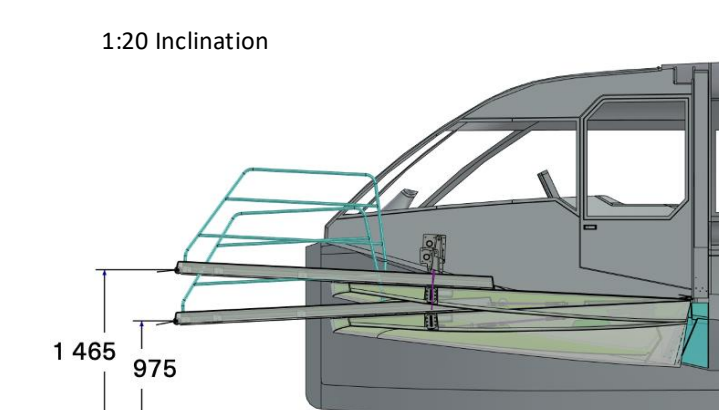
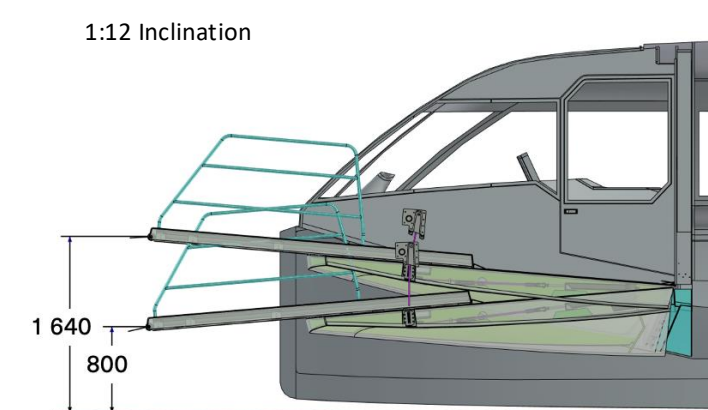
# Docking.

Service speed to service speed in two minutes.

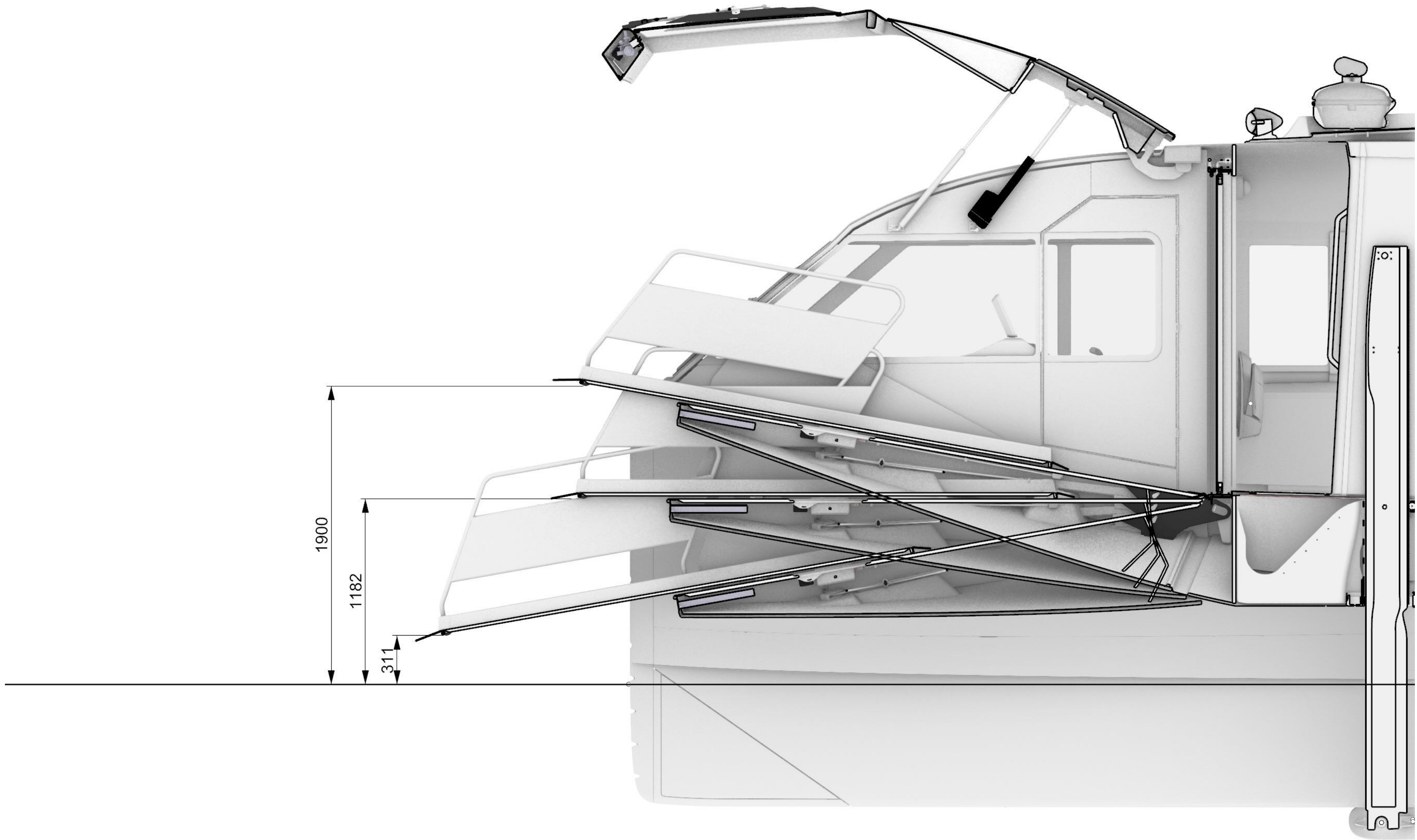
The flexible ramp system in both height and length can be used with the vast majority of docks. The adaptability of the ramp and the retractable foil system makes it possible to access most docks without major infrastructure investments.

it possible to have a swift turn-around to keep docking time to a minimum. A full sequence from service speed to docking to on/offloading and back to service speed can be carried out in under 2 minutes.

The 1.5-meter-wide ramp makes it possible to have simultaneous boarding and offloading. It is fully wheelchair and handicap compliant.







# P-12 docking for passenger pickup (no line mooring)

## CASE 1



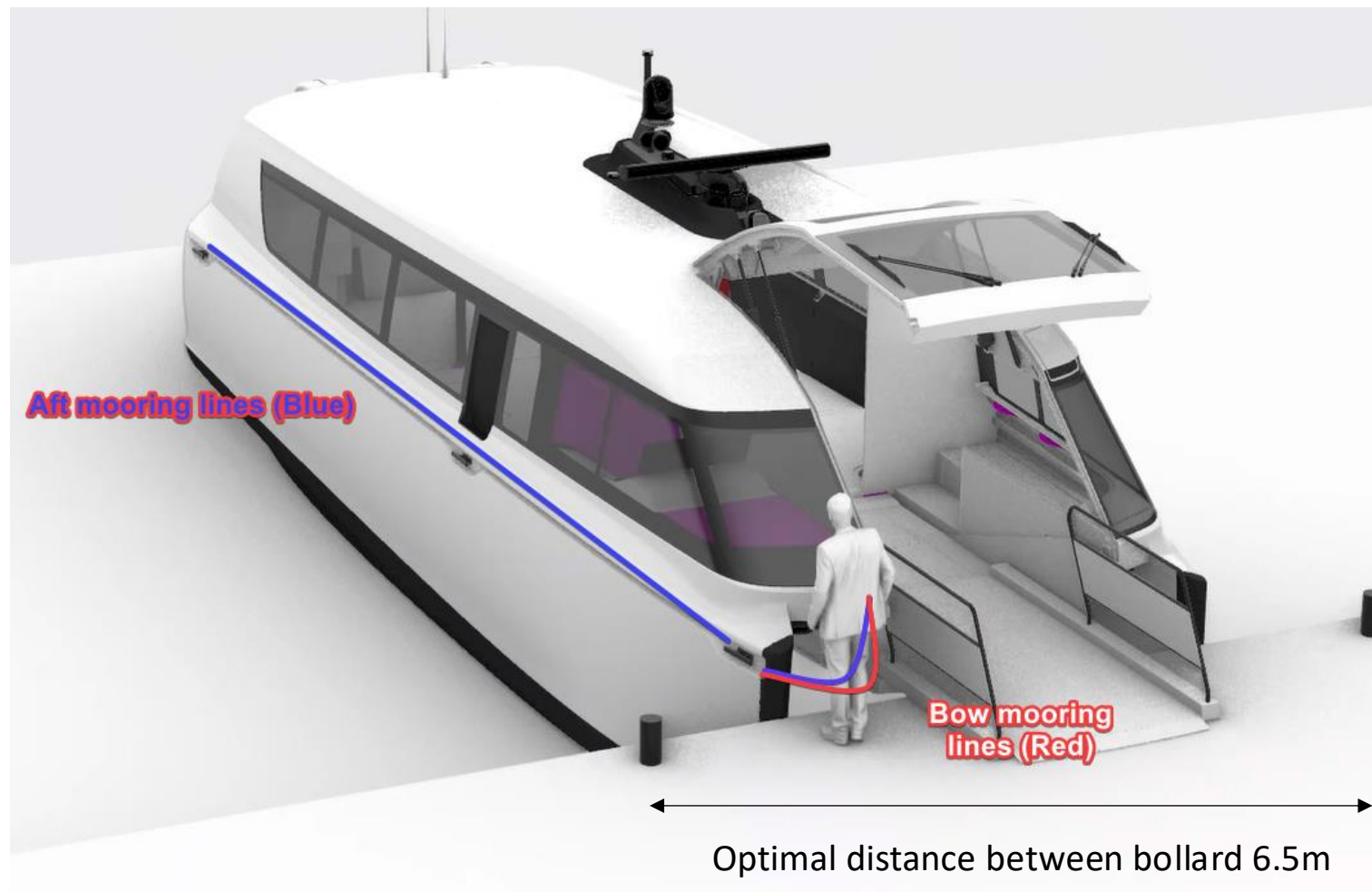
### **Speedy boarding concept explanation**

- Vessel is designed to be operated by 1 Crew (the *captain*) when in regular traffic.
- Vessel is designed for fast boarding operations during regular traffic – not requiring the captain to leave the helmstation.
- Captain is able to fully control the entire boarding sequence from the helmstation and is not required to physically leave the helmstation during boarding operations.
  - *Boarding ramp is adjustable from the helmstation*
  - *Constant contact to the pier during boarding is ensured by engaging thrust and/or heading autopilot*
  - *Captain communicates to land / cabin via PA*
  - *Front bumpers allow to avoid fendering.*

### **Speedy boarding Operating procedure**

1. Vessel approaches dock
2. Captain opens front door and prepositions boarding ramp with button controls
3. Vessel makes contact and pushes against dock (no fendering or mooring lines needed – bow protected by bumper)
4. Boarding Ramp is adjusted/extended towards the dock
5. Passengers board/offboard via boarding ramp
6. Boarding ramp is retracted
7. Vessel leaves dock





1

### Approaching dock

- Captain maneuvers vessel towards dock and adjusts ramp to dock height
- Aft mooring lines are tied to aft cleats and pulled forward to bow cleat while under way. They are stored together with bow lines, in an easy-access location (e.g. in companionway)
- Hull protection towards dock is guaranteed by bow bumpers

2

### Mooring the bow lines

- Captain holds position towards dock by engaging forward thrust
- Land crew grabs bow mooring lines from storage area and ties to bollard
- Vessel is moored well enough to disengage thrust

3

### Mooring the aft lines

- Captain or land crew untie the aft mooring lines from the bow cleats
- Aft mooring lines are tied to bollard – vessel is fully moored
- Shore charging is connected at this stage

**1-crew procedure.** *The captain shall approach dock, extend platform, engage heading control & light thrust towards dock and quickly moor the vessel at the two front cleats while controls are unattended for a short time. Throttle can then be released, and aft lines are secured at a second stage.*



# Easy docking.



CANDELA



Smart Water Mobility



100% electric hydrofoil

## Infrastructure Requirements

---

Candela P-12 is designed for standard off-the-shelf charging requirement (CCS Type 2), same standard as the electric car industry. The front ramp is also highly flexible, meaning off- and onboarding can be done at multiple dock-heights lowering infrastructure investments. See details below.

### Charging:

2 x 100 kW CC2 Type 2 Connectors is recommended:

Being able to offer a fairly “simple” DC charging infrastructure (compared to other vessels)  
Short leadtimes, “off-the-shelf” solution, much lower landside investment.

The max setup is

- Battery capacity is 4x63 kWh nominal, 59 kW useable.
- Proposed charging setup (factoring losses and hotel load) up to 200 kW dual (2x 100 kW connection points), reference Kempower C501-P160-CC-7-D-S-D2-C0  
<https://mediabank.kempower.com/l/DcX6Pmmkg6RZ>
- Gives a charging time of
  - 20%-80” = ~50 minutes
  - 0%-80% = ~75 minutes
  - 0%-full = ~105 minutes



# Service.

A fraction needed compared to conventional vessels.

The P-12 Shuttle is built to need as little service and maintenance as possible. This to ensure maximum uptime at the lowest costs. Should something happen, support is always close by wherever you are.

## Customer support

- Remote diagnostics and troubleshooting.
- Over 200 data points can be analyzed and turned into corrective actions.

## Scheduled service

- Candela technicians are available for onsite visits.
- Scheduled maintenance est. every 3000hrs.


## Local Service and Maintenance

- Training of local technical staff can be provided.

## Spare parts


- Off-the-shelf spare part availability.
- Possibility to order and keep stock locally.







# Candela P-12 Cargo



Cargo capacity:  
45 m3; 3 tons



# CANDELA



Candela P-12 advertisement space


# Design Example

– Exterior Branding for Sponsors and Commercials: 81,2 square meters



# Example 2





TW CONSULTING  
& TRADE LTD.

EXCLUSIVE DEALER FOR MALTA

[info@TWCTMT.com](mailto:info@TWCTMT.com)

Office: + 356 2701 9052

**CANDELA**

[candela.com/pro-series](http://candela.com/pro-series)